





audiosure



Wharfedale Pro - Speakers and Electronics

Line Array

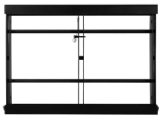
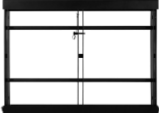
WLA Series (Passive)

ITEM CODE	PICTURE	ITEM DESCRIPTION	EXCL. VAT	INCL. VAT
WHAR-WLA 28X		2 x High powered 8" LF drivers; 3.2" neodymium HF driver; 133dB Max SPL; 1600W peak power; Arrays of up to 12 WLA-28 modules can be suspended using the WLA-28 Fly Frame, or up to 8 WLA-28 combined with a WLA-15B for maximum impact - Passive Boxes	R 15,039.13	R 17,295.00
WHAR-WLA 210X		2 x High powered 10" LF drivers; 3.2" neodymium HF driver; 132dB Max SPL; 1600W peak power; Arrays of up to 12 WLA-210X modules can be suspended using the WLA-210X Fly Frame - Passive Boxes	R 17,126.09	R 19,695.00
WHAR-WLA 218SUB		2 x 18" Dual Chamber Sub; 1600w RMS, 4ohm, WLA finish - Passive Boxes	R 16,430.43	R 18,895.00
WHAR-WLA 218 BX		2 x 18" Subwoofer; 2000 watts RMS; 4ohm; Reason-X Drivers; Front Speakon Connector; Inverted Stack Gradient Array Config; 18mm Plywood - Passive Boxes	R 21,300.00	R 24,495.00

WLA Series (Active)




ITEM CODE	PICTURE	ITEM DESCRIPTION	EXCL. VAT	INCL. VAT
WHAR-WLA 28 A		2 x High powered 8" LF drivers; 3.2" neodymium HF driver; 133dB Max SPL; 1600W peak power; Arrays of up to 12 WLA-28 modules can be suspended using the WLA-28 Fly Frame, or up to 8 WLA-28 combined with a WLA-15B for maximum impact - Active Boxes	R 21,734.78	R 24,995.00
WHAR-WLA 218BA SUB		2 x 18" Dual Chamber Sub; 2000w RMS; Internal DSP with FIR presets; Network Connection using RS485 protocol; WLA finish - Active Boxes	R 40,833.91	R 46,959.00

WLA Series Accessories

ITEM CODE	PICTURE	ITEM DESCRIPTION	EXCL. VAT	INCL. VAT
WHAR-WLA 28 FLY FRAME C		Fly Frame for WLA 28; Holds up to 12 x WLA 28 Speakers and a WLA 28Sub; Multiple hang points; Tubular Steel Construction	R 5,039.13	R 5,795.00
WHAR-WLA 25SUB FLY FRAME		Fly Frame for WLA 25; Holds up to 12 x WLA 25 Speakers, or 8 x WLA 25 Speaker with a WLA 210B Subwoofer; Multiple hang points; Tubular Steel Construction	R 2,230.43	R 2,565.00




Wharfedale Pro - Speakers and Electronics

WLA Series Accessories Continued

ITEM CODE	PICTURE	ITEM DESCRIPTION	EXCL. VAT	INCL. VAT
WHAR-WLA 210X FLY FRAME		Fly Frame for WLA 210X	R 4,778.26	R 5,495.00
WHAR-WLA 1 FLY FRAME		Fly Frame for WLA 1 Series	R 4,839.13	R 5,565.00
WHAR-WLA 1 LINK		Connects 3 elements of either WLA 112 or WLA 115 to create a 3 unit horizontal array with 60H x 100V dispersion.	R 4,256.52	R 4,895.00




Curvature Array

WLA Series (Active)

ITEM CODE	PICTURE	ITEM DESCRIPTION	EXCL. VAT	INCL. VAT
WHAR-WLA 112A		12" Coaxial Beyma Driver; Active with DSP & FIR Filters; 680 watt RMS; 139DB Peak SPL	R 26,082.61	R 29,995.00
WHAR-WLA 115A		15" Coaxial Beyma Driver; Active with DSP & FIR Filters; 830 watt RMS; 141DB Peak SPL	R 28,691.30	R 32,995.00
WHAR-WLA 121SUBA		21" Beyma Driver; Active with DSP; 2200 watt RMS; 146DB Peak SPL	R 40,256.52	R 46,295.00

Passive Speakers





DELTA-X Series

ITEM CODE	PICTURE	ITEM DESCRIPTION	EXCL. VAT	INCL. VAT
WHAR-DELTA X10		10" 2-way 300w RMS, 600w Program, 1200w Peak 8 ohm Bi-amp trapez. spkr, Peak SPL 128dB, 65Hz-20kHz, Die-Cast Aluminium Woofer, Dual Angle Pole Mount, 6 x Rigging Points, Plywood Construction, Premium Rhino Rock Paint	R 5,647.83	R 6,495.00
WHAR-DELTA X12		12" 2-way 400w RMS, 800w Program 8 ohm Bi-amp trapez. spkr, Peak SPL 129dB, 60Hz-20kHz, Die-Cast Aluminium Woofer, Dual Angle Pole Mount, 6 x Rigging Points, Plywood Construction, Premium Rhino Rock Paint	R 6,343.48	R 7,295.00
WHAR-DELTA X15		15" 2-way 500w RMS, 1000w Program 8 ohm Bi-amp trapez. spkr, Peak SPL 131dB, 50Hz-20kHz, Die-Cast Aluminium Woofer, Dual Angle Pole Mount, 6 x Rigging Points, Plywood Construction, Premium Rhino Rock Paint	R 6,256.52	R 7,195.00





audiosure

Wharfedale Pro - Speakers and Electronics



DELTA-X Series Continued

ITEM CODE	PICTURE	ITEM DESCRIPTION	EXCL. VAT	INCL. VAT
WHAR-DELTA X18 B		18"Sub, 800w RMS, 1600w Program 8 ohm spkr Peak SPL 134dB, 38Hz – 1.5kHz (Bi-Amp), 38 - 150 Hz (Passive), HPF - 120Hz, Plywood Construction, Premium Rhino Rock Paint	R 9,126.09	R 10,495.00
WHAR-DELTA X18 B 4		18"Sub, 800w RMS, 1600w Program 4 ohm spkr Peak SPL 134dB, 38Hz – 1.5kHz (Bi-Amp), 38 - 150 Hz (Passive), HPF - 120Hz, Plywood Construction, Premium Rhino Rock Paint	R 9,126.09	R 10,495.00
WHAR-DELTA X215		15" Quasi 3-way 1000w RMS, 2000w Program 4 ohm Bi-amp trapez. spkr, Peak SPL 137dB, 45Hz-20kHz, Die-Cast Aluminium Woofers, 6 x Rigging Points, Plywood Construction, Premium Rhino Rock Paint	R 10,082.61	R 11,595.00
WHAR-DELTA X218 B		2 x 18"Sub, 1600w RMS, 3200w Program 4 ohm Parallel (2 x Discrete @ 800Watts 8 ohm) Peak SPL 138dB, 30Hz – 1.5kHz, Plywood Construction, Premium Rhino Rock Paint	R 13,473.91	R 15,495.00

EVO X Series

ITEM CODE	PICTURE	ITEM DESCRIPTION	EXCL. VAT	INCL. VAT
WHAR-EVO X12		12" 2-way 300w RMS, 600w Program 8 ohm trapezoidal Speaker; MDF Construction, Durable Rhino Rock Paint Finish; Iconic Boomerang engraving, Dual speakon/jack Combi	R 4,343.48	R 4,995.00
WHAR-EVO X15		15" 2-way 350w RMS, 700w Program 8 ohm trapezoidal Speaker; MDF Construction, Durable Rhino Rock Paint Finish; Iconic Boomerang engraving, Dual speakon/jack Combi	R 4,865.22	R 5,595.00
WHAR-EVO X18B		18" Sub Bass 600w RMS, 1200w Program, 4 ohm Speaker; MDF Construction, Durable Rhino Rock Paint Finish; Iconic Boomerang engraving, Dual speakon/jack Combi, high pass filter built in	R 6,691.30	R 7,695.00
WHAR-EVO X215		Dual 15" Quasi 3-way 700w RMS, 1400w Program 4 ohm trapezoidal Speaker; MDF Construction, Durable Rhino Rock Paint Finish; Iconic Boomerang engraving, Dual speakon/jack Combi	R 7,473.91	R 8,595.00

EVP-X MKII Series

ITEM CODE	PICTURE	ITEM DESCRIPTION	EXCL. VAT	INCL. VAT
WHAR-EVP X12 MKII		12" 2-way 250w RMS, 500w Program 8 ohm trapez.spkr Dual speakon/jack Combi	R 3,908.70	R 4,495.00
WHAR-EVP X12M MKII		12" 2-way 250w RMS, 500w Program 8ohm floor monitor Dual speakon/jack Combi	R 3,995.65	R 4,595.00





audiosure

Wharfedale Pro - Speakers and Electronics


EVP-X MKII Series Continued

ITEM CODE	PICTURE	ITEM DESCRIPTION	EXCL. VAT	INCL. VAT
WHAR-EVP X15 MKII		15" 2-way 300w RMS, 600w Program 8 ohm trpez.skr Dual speakon/jack Combi	R 4,517.39	R 5,195.00
WHAR-EVP X15M MKII		15" 2-way 300w RMS, 600w Program 8 ohm floor monitor Dual speakon/jack Combi	R 4,430.43	R 5,095.00
WHAR-EVP X18B MKII		18" Sub Bass 600w RMS, 1200w Program 4 ohm spkr Dual speakon/jack Combi	R 7,560.87	R 8,695.00
WHAR-EVP X215 MKII		Dual 15" 2-way 600w RMS, 1200w Program 4 ohm trapez. speaker Dual speakon/jack Combi	R 7,213.04	R 8,295.00

Impact-X Series

ITEM CODE	PICTURE	ITEM DESCRIPTION	EXCL. VAT	INCL. VAT
WHAR-IMPACT X15		15" 2-way 350w RMS, 700w Program 8 ohm trpez.skr. Speakons. Heavy Duty Painted Enclosure	R 3,995.65	R 4,595.00
WHAR-IMPACT X18 B		18" Sub Bass 500w RMS, 1000w Program 4 ohm spkr. Speakons. Heavy Duty Painted Enclosure	R 5,213.04	R 5,995.00
WHAR-IMPACT X215		Dual 15" 2-way 700w RMS, 1400w Program 4 ohm trapez. Speaker. Speakons. Heavy Duty Painted Enclosure	R 5,908.70	R 6,795.00
WHAR-IMPACT X218 B		Dual 18" Sub Bass 1000w RMS, 2000w Program 4 ohm spkr. Speakon Heavy Duty Painted Enclosure	R 7,734.78	R 8,895.00



Titan Series (Plastic Molded)

ITEM CODE	PICTURE	ITEM DESCRIPTION	EXCL. VAT	INCL. VAT
WHAR-TITAN 8		8" Passive 2-way 150w RMS, 300w Program 8ohm speaker Peak SPL 124dB, 70Hz – 20kHz - Black/White/Grey	R 3,908.70	R 4,495.00

audiosure


Wharfedale Pro - Speakers and Electronics

Titan-X Series



ITEM CODE	PICTURE	ITEM DESCRIPTION	EXCL. VAT	INCL. VAT
WHAR-TITAN X12 B		12" 2-way 250w Rms/ 500W Program / 1000W Peak, Polyprop blk, 128dB Max SPL	R 5,473.91	R 6,295.00
WHAR-TITAN X15 B		15" 2-way 400w Rms / 800W Program / 1600W Peak, Polyprop/blk, 129dB Max SPL, 50Hz – 20kHz frequency response	R 6,691.30	R 7,695.00

Active Speakers




DELTA-AX Series

ITEM CODE	PICTURE	ITEM DESCRIPTION	EXCL. VAT	INCL. VAT
WHAR-DELTA AX18 B		18" Sub; 1000w RMS, 1400w Program; 8 ohm; Max SPL-132dB; 38Hz-200Hz; Class D Amplification; Plywood Construction, Premium Rhino Rock Paint	R 16,517.39	R 18,995.00

DELTA-AXF Series (New)

ITEM CODE	PICTURE	ITEM DESCRIPTION	EXCL. VAT	INCL. VAT
WHAR-DELTA AXF12		12" 2-way Bi-Amped 800w RMS, 1600w Program; ohm; Max SPL-130dB; 55Hz-20kHz; Class D Amplification; Advanced Internal FIR DSP; 6 Rigging Points, Birch Plywood Construction, Premium Rhino Rock Paint	R 11,647.83	R 13,395.00
WHAR-DELTA AXF15		15" 2-way Bi-Amped 800w RMS, 1600w Program; ohm; Max SPL-130dB; 55Hz-20kHz; Class D Amplification; Advanced Internal FIR DSP; 6 Rigging Points, Birch Plywood Construction, Premium Rhino Rock Paint	R 13,213.04	R 15,195.00



Typhon Series

ITEM CODE	PICTURE	ITEM DESCRIPTION	EXCL. VAT	INCL. VAT
WHAR-TYPHON AX8BT		8" Active 2-way speaker with built in DSP and stereo BT. 720W Continuous, 1440W Peak, 127dB SPL. 60Hz-20kHz	R 7,300.00	R 8,395.00
WHAR-TYPHON AX12BT		12" Active 2-way speaker with built in DSP and stereo BT. 720W Continuous, 1440W Peak, 129dB SPL. 50Hz-20kHz	R 8,256.52	R 9,495.00
WHAR-TYPHON AX15BT		15" Active 2-way speaker with built in DSP and stereo BT. 770W Continuous, 1540W Peak, 130dB SPL. 40Hz-20kHz	R 11,039.13	R 12,695.00

audiosure

Wharfedale Pro - Speakers and Electronics




Typhon Series Accessories

ITEM CODE	PICTURE	ITEM DESCRIPTION	EXCL. VAT	INCL. VAT
WHAR-TYPHON 8 BAG BLACK		Touring bag for Typhon AX8 / Each	R 734.78	R 845.00
WHAR-TYPHON 12 BAG BLACK		Touring bag for Typhon AX12 / Each	R 856.52	R 985.00

Titan Active Series (Plastic Molded)

ITEM CODE	PICTURE	ITEM DESCRIPTION	EXCL. VAT	INCL. VAT
WHAR-TITAN 8 A MKII B		8" 2-way Active Bi-Amped 150w RMS speaker (150w Low + 30w High) - Black	R 6,082.61	R 6,995.00
WHAR-TITAN 8 A MKII W		8" 2-way Active Bi-Amped 150w RMS speaker (150w Low + 30w High) - White	R 6,082.61	R 6,995.00
WHAR-TITAN AX12 B		12" 2-way Bi-Amp 300w Program / 600W Peak SPL 128dB, 50Hz – 18kHz with DSP	R 6,517.39	R 7,495.00
WHAR-TITAN AX15 B		15" 2-way Bi-Amp 420w RMS, 840w Program Bohm speaker Peak SPL 129dB, 50Hz – 18kHz with DSP	R 8,952.17	R 10,295.00




Titan Series Accessories

ITEM CODE	PICTURE	ITEM DESCRIPTION	EXCL. VAT	INCL. VAT
WHAR-TITAN 8 BAG BLACK		Touring bag for Titan 8 Speaker / each	R 704.30	R 809.95
WHAR-TITAN 12 BAG BLACK		Touring bag for Titan 12 Speaker / each	R 891.30	R 1,025.00
WHAR-TITAN 15 BAG BLACK		Touring bag for Titan 15 Speaker / each	R 1,126.09	R 1,295.00




audiosure

Wharfedale Pro - Speakers and Electronics


Titan Series Accessories Continued

ITEM CODE	PICTURE	ITEM DESCRIPTION	EXCL. VAT	INCL. VAT
WHAR-TITAN WPB 1 BLACK		WPB-1 Wall Bracket for Titan 12/15 - Black	R 1,186.96	R 1,365.00
WHAR-TITAN WPB 2 BLACK		WPB-2 Universal Wall Bracket - Black	R 1,256.52	R 1,445.00
WHAR-TITAN WPB T8		WPB-1 Wall Bracket for Titan 8 - Black or White	R 778.26	R 895.00




T-Sub

ITEM CODE	PICTURE	ITEM DESCRIPTION	EXCL. VAT	INCL. VAT
WHAR-T SUB AX12 B		12" Active Subwoofer, 500W Continuous, 130 dB Peak	R 10,430.43	R 11,995.00
WHAR-T SUB AX15 B		15" Active Subwoofer, 700W Continuous, 132 dB Peak	R 10,865.22	R 12,495.00
WHAR-T SUB AX18 B		18" Active Subwoofer, 900W Continuous, 133 dB Peak	R 12,169.57	R 13,995.00

T-Sub Accessories

ITEM CODE	PICTURE	ITEM DESCRIPTION	EXCL. VAT	INCL. VAT
WHAR-T SUB 15 BAG BLACK		Touring bag for T Sub / each	R 952.17	R 1,095.00



Tourus Series

ITEM CODE	PICTURE	ITEM DESCRIPTION	EXCL. VAT	INCL. VAT
WHAR-TOURUS AX8MBT		8" 2-way Active Bi-Amped 150w RMS speaker with built in Bluetooth and USB - Black	R 5,039.13	R 5,795.00
WHAR-TOURUS AX12MBT		12" 2-way Active Bi-Amped 250w RMS speaker with built in Bluetooth and USB - Black	R 6,343.48	R 7,295.00
WHAR-TOURUS AX15MBT		15" 2-way Active Bi-Amped 350w RMS speaker with built in Bluetooth and USB - Black	R 6,952.17	R 7,995.00



audiosure

Wharfedale Pro - Speakers and Electronics

EZ Series





ITEM CODE	PICTURE	ITEM DESCRIPTION	EXCL. VAT	INCL. VAT
WHAR-EZ 12A		Portable 12" Trolley PA with BT, 2 x wireless mics, MP3 Player & remote control	R 5,126.09	R 5,895.00
WHAR-EZ 15A		Portable 15" Trolley PA with BT, 2 x wireless mics, MP3 Player & remote control	R 5,647.83	R 6,495.00

EVP-X Active Monitors - Carpeted

ITEM CODE	PICTURE	ITEM DESCRIPTION	EXCL. VAT	INCL. VAT
WHAR-EVP X12PM		12" Powered Monitor	R 7,386.96	R 8,495.00
WHAR-EVP X15PM		15" Powered Monitor	R 8,256.52	R 9,495.00

Power Amplifiers

DP Series

ITEM CODE	PICTURE	ITEM DESCRIPTION	EXCL. VAT	INCL. VAT
WHAR-DP 4030		4 channel - 1 U Stereo Amplifier; 4 x 675w RMS @2ohms; 4 x 450w RMS @ 4ohms; 4 x 300w RMS @ 8 ohms; 2 x 1350w bridged @ 4ohms; 2 x 900w bridged @ 8ohms; 2 x 600w bridged @ 16 ohms; Ultra-quiet variable speed fans and advanced protection circuitry	R 9,126.09	R 10,495.00
WHAR-DP 4035		4 channel - 1 U Stereo Amplifier; 4 x 1000w RMS @2ohms; 4 x 595w RMS @ 4ohms; 4 x 350w RMS @ 8 ohms; 2 x 2000w bridged @ 4ohms; 2 x 1190w bridged @ 8ohms; 2 x 700w bridged @ 16 ohms; Ultra-quiet variable speed fans and advanced protection circuitry	R 15,386.96	R 17,695.00
WHAR-DP 4035I		4 channel - 1 U Stereo Amplifier; 4 x 765w RMS @2ohms; 4 x 765w RMS @ 4ohms; 4 x 450w RMS @ 8 ohms; 2 x 1530w bridged @ 4ohms; 2 x 1530w bridged @ 8ohms; 2 x 900w bridged @ 16 ohms; Ultra-quiet variable speed fans and advanced protection circuitry; Made for installation ; GPIO connections; Wide range AC input; PFC for increased efficiency	R 17,995.65	R 20,695.00
WHAR-DP 4065		4 channel - 1 U Stereo Amplifier; 4 x 1870w RMS @2ohms; 4 x 1100w RMS @ 4ohms; 4 x 650w RMS @ 8 ohms; 2 x 3740w bridged @ 4ohms; 2 x 2200w bridged @ 8ohms; 2 x 1300w bridged @ 16 ohms; 70v Hi-Z - 4 x 1100w; Ultra-quiet variable speed fans and advanced protection circuitry	R 24,343.48	R 27,995.00





audiosure

Wharfedale Pro - Speakers and Electronics

DP Series continued

ITEM CODE	PICTURE	ITEM DESCRIPTION	EXCL. VAT	INCL. VAT
WHAR-DP 4100		4 channel - 1 U Stereo Amplifier; 4 x 2890w RMS @2ohms; 4 x 1700w RMS @ 4ohms; 4 x 1000w RMS @ 8 ohms; 2 x 5780w bridged @ 4ohms; 2 x 3400w bridged @ 8ohms; 2 x 2000w bridged @ 16 ohms; 70v Hi-Z - 4 x 1100w; Ultra-quiet variable speed fans and advanced protection circuitry	R 29,560.87	R 33,995.00
WHAR-DP 2200		2 channel - 1 U Stereo Amplifier; 2 x 4760w RMS @2ohms; 2 x 3200w RMS @ 4ohms; 2 x 2000w RMS @ 8 ohms; 9520w bridged @ 4ohms; 6800w bridged @ 8ohms; 4000w bridged @ 16 ohms; 100v Hi-Z - 2 x 3400w; 70v Hi-Z - 2 x 2400w; Ultra-quiet variable speed fans and advanced protection circuitry	R 30,430.43	R 34,995.00
WHAR-DP 4065F		4 channel - 1 U Stereo Amplifier; 4 x 1870w RMS @2ohms; 4 x 1100w RMS @ 4ohms; 4 x 650w RMS @ 8 ohms; 2 x 3740w bridged @ 4ohms; 2 x 2200w bridged @ 8ohms; 2 x 1300w bridged @ 16 ohms; 70v Hi-Z - 4 x 1100w; Internal DSP & Computer Control; FIR Filtering with 512 taps; 2 x ethernet connections; Ultra-quiet variable speed fans and advanced protection circuitry	R 34,778.26	R 39,995.00
WHAR-DP 4100F		4 channel - 1 U Stereo Amplifier; 4 x 2890w RMS @2ohms; 4 x 1700w RMS @ 4ohms; 4 x 1000w RMS @ 8 ohms; 2 x 5780w bridged @ 4ohms; 2 x 3400w bridged @ 8ohms; 2 x 2000w bridged @ 16 ohms; 70v Hi-Z - 4 x 1700w; Internal DSP & Computer Control; FIR Filtering with 512 taps; 2 x ethernet connections; Ultra-quiet variable speed fans and advanced protection circuitry	R 41,734.78	R 47,995.00




CPD Series

ITEM CODE	PICTURE	ITEM DESCRIPTION	EXCL. VAT	INCL. VAT
WHAR-CPD 1600		<u>Class AB</u> 2U Stereo Amplifier; 600w RMS @ 4ohms/ch; 400w RMS @ 8 ohms/ch; 1600w bridged @ 4ohms; Switchable Limiter, Thermal protect, Over-current protect, Output DC protect, Output short protect, Power on/off mute	R 6,778.26	R 7,795.00
WHAR-CPD 2600		<u>Class H</u> 2U Stereo Amplifier; 1000w RMS @ 4ohms/ch; 650w RMS @ 8 ohms/ch; 2600w bridged @ 4ohms; Switchable Limiter, Thermal protect, Over-current protect, Output DC protect, Output short protect, Power on/off mute	R 8,691.30	R 9,995.00
WHAR-CPD 3600		<u>Class H</u> 2U Stereo Amplifier; 1300w RMS @ 4ohms/ch; 900w RMS @ 8 ohms/ch; 3600w bridged @ 4ohms; Switchable Limiter, Thermal protect, Over-current protect, Output DC protect, Output short protect, Power on/off mute	R 11,039.13	R 12,695.00
WHAR-CPD 4800		<u>Class H</u> 2U Stereo Amplifier; 1500w RMS @ 4ohms/ch; 1000w RMS @ 8 ohms/ch; 4800w bridged @ 4ohms; Switchable Limiter, Thermal protect, Over-current protect, Output DC protect, Output short protect, Power on/off mute	R 12,691.30	R 14,595.00

Wharfedale Pro - Speakers and Electronics

Mixers

SL Series


ITEM CODE	PICTURE	ITEM DESCRIPTION	EXCL. VAT	INCL. VAT
WHAR-SL424 USB		8-channel, 4 mic, 2 stereo inputs, 3 band EQ, Phantom power, Studio/Live Mixer with Built-in Full Duplex 16-bit/48kHz USB Interface	R 4,473.91	R 5,145.00
WHAR-SL824 USB		12-channel, 8 mic, 2 stereo inputs, 3 band EQ, Phantom power, Studio/Live Mixer with Built-in Full Duplex 16-bit/48kHz USB Interface, Built-in FX Processor with 16 presets	R 9,091.30	R 10,455.00
WHAR-SL1224USB		16-channel, 12 mic, 2 stereo inputs, 3 band EQ, Phantom power, Studio/Live Mixer with Built-in Full Duplex 16-bit/48kHz USB Interface, Built-in FX Processor with 16 presets	R 10,082.61	R 11,595.00

Connect Series

ITEM CODE	PICTURE	ITEM DESCRIPTION	EXCL. VAT	INCL. VAT
WHAR-CONNECT 502 USB		5-channel, 1 mic, 1 stereo input, 2 band EQ, Phantom power, Studio/Live Mixer with Built-in Full Duplex 16-bit/48kHz USB Interface	R 1,560.87	R 1,795.00
WHAR-CONNECT 802 USB		6-channel, 2 mic, 4 stereo input, 3 band EQ, Phantom power, Studio/Live Mixer with Built-in Full Duplex 16-bit/48kHz USB Interface	R 1,908.70	R 2,195.00
WHAR-CONNECT 1002FX USB		10-channel, 2 mic, 4 stereo input, 3 band EQ, Phantom power, Studio/Live Mixer with Built-in Full Duplex 16-bit/48kHz USB Interface; Built-in FX Processor with 56 presets	R 3,473.91	R 3,995.00
WHAR-CONNECT 1202FXUSB		12-channel, 4 mic, 4 stereo input, 3 band EQ, Phantom power, Studio/Live Mixer with Built-in Full Duplex 16-bit/48kHz USB Interface; Built-in FX Processor with 56 presets	R 3,300.00	R 3,795.00



Microphones

3 Pack Microphones


ITEM CODE	PICTURE	ITEM DESCRIPTION	EXCL. VAT	INCL. VAT
WHAR-DM5 OS		3 pack microphones in a case with mic clip	R 926.09	R 1,065.00

Wharfedale Pro - Speakers and Electronics


Speaker Management System

ITEM CODE	PICTURE	ITEM DESCRIPTION	EXCL. VAT	INCL. VAT
WHAR-VERSADRIVE SC26 X		Speaker Management System, incl WLA, Delta & EVP X optimised settings; 2 inputs and 6 Outputs; 1U	R 9,691.30	R 11,145.00
WHAR-VERSADRIVE SC48 FIR		Speaker Management System, incl WLA, Delta & EVP X optimised settings; 4 inputs and 8 Outputs; 1U	R 20,865.22	R 23,995.00

powerCON Link Cable

ITEM CODE	PICTURE	ITEM DESCRIPTION	EXCL. VAT	INCL. VAT
WHAR-POWERCON LINK 2M		powerCON (NAC3FCA to NAC3FCB) power-link (variance) – 2 M – 3 x 2.5mm ²	R 891.30	R 1,025.00

Loose Drivers

ITEM CODE	PICTURE	ITEM DESCRIPTION	EXCL. VAT	INCL. VAT
WHAR-WPW15 300		Wharfedale Pro 15" 300 watt RMS woofer/D644	R 1,647.83	R 1,895.00

Please note that all prices are subject to change without prior notice.